

BORING MILL JAWS


1-800-749-0629

Follow Us:    

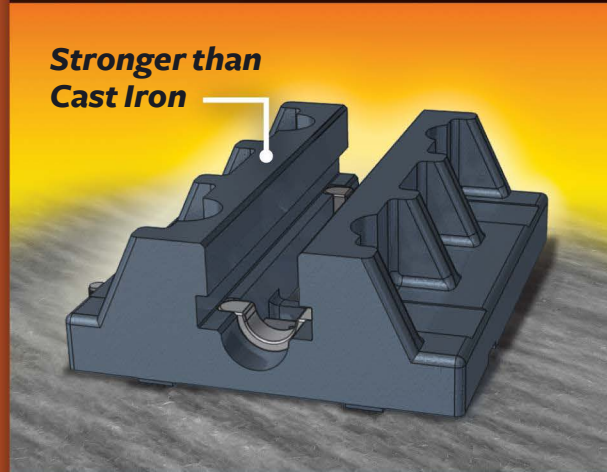


Reduce scrapped parts and minimize machine downtime!

Our 2 Piece Boring Mill Jaws feature superior clamping force, a cast steel base, and an extra-heavy duty model with up to 25,000lbs workload capacity per jaw. Call 1-800-749-0629 or visit us online at hrmfg.com/boring for more information.



Minimize changeover costs with two piece hard jaws.




Stronger than Cast Iron

Super-tough 8640 cast steel base.



Super-tight
Screw Pitch

Produce less scrapped parts with our superior grip.



Dual thrust bearings
on low profile models

Increase work space and workload capacity.



www.hrmfg.com/boring



The Workholding Authority

PH: 1-800-749-0629 • FAX: 1-936-856-8550 • info@hrmfg.com

Specifications

2 Piece Low Profile Boring Mill Jaws

Metric Sizes available on request

Part Number	Length	Width	Slot Width	Bolt Hole	Height Top Jaw	Height Top Casting	Bolt Size
BM-LP-12-6-SHJ	12	10	6	7	7.31	4.44	7/8
BM-LP-12-7-SHJ	12	10	7	7	7.31	4.44	7/8
BM-LP-12-6-TJ	12	10	6	7	8.56	4.44	7/8
BM-LP-12-7-TJ	12	10	7	7	8.56	4.44	7/8
BM-LP-14-6-SHJ	14	12	6	9	7.48	4.44	7/8
BM-LP-14-7-SHJ	14	12	7	9	7.48	4.44	7/8
BM-LP-14-6-TJ	14	12	6	9	8.56	4.44	7/8
BM-LP-14-7-TJ	14	12	7	9	8.56	4.44	7/8

Regular Boring Mill Jaws

Metric Sizes available on request

Part Number	Length	Width	Slot Width	Bolt Hole	Edge To Key	Top Jaw Positions
HR-BM-8-6-TJ	8	8-5/8	6	4	3-1/2	1
HR-BM-8-7-TJ	8	8-5/8	7	4	3-1/2	1
HR-BM-10-6-TJ	10	8-5/8	6	6	3	2
HR-BM-10-7-TJ	10	8-5/8	7	6	3	2
HR-BM-12-6-TJ	12	10	6	7	3-1/2	2
HR-BM-12-7-TJ	12	10	7	7	3-1/2	2
HR-BM-14-6-TJ	14	12	6	9	3-1/2	3
HR-BM-14-7-TJ	14	12	7	9	3-1/2	3
HR-BM-8-4.9-TJ**	8	6-3/4	4.921	6	1-7/8	3

HR-BN-8-4.9-TG comes standard with 15-HTGRJ-SS

** Key @ .750 Tongue @ .866, 20mm Bolt

